


Sandon Road, Meir, Stoke-on-Trent, ST3 7DF Telephone: 01782 377100 Fax: 01782 377101

Email: info@omera.co.uk Website: www.ormistonmeridianacademy.co.uk

Principal: Mrs C Stanyer

<b>Art and Design</b>		<b>Year 7</b>		<b>Curriculum Map</b>	
				<b>2023 -2024</b>	
<b>Week Commencing</b>	<b>Topic</b> <b>(including links to additional resources)</b>	<b>Assessment Window</b>			
STAFF INSET 04/09 ALL STUDENT IN 05/09	BASELINE THEORY ASSESSMENT – For target setting Reviewing and recall of previous knowledge and skills experienced at KS2 Art.				
11/09/2023	BASELINE THEORY ASSESSMENT – For target setting Student voice section of the baseline challenge summarizing previous skills, experiences and interests in art. Feedback on performance in the baseline.				
18/09/2023	<b>Topic - Shape Form and Tone</b> Lesson 1 – Identification of basic shapes and forms, quality of line and practical pencil control. Introduction to basic shapes (circle, square, triangle, rectangle, rhombus) and basic forms (sphere, cone, cuboid, cylinder). Differences between a shape and a form, properties of each.	Students marked on 10 'I can' statements linking to practical, theory and independent learning for shape, form, line and tone throughout the term.			
25/09/2023	Lessons 2 - Accurate outlines of shapes and forms, developing quality of line. Application of knowledge of shapes and forms and exploration of media, controlling a medium pencil pressure.				
02/10/2023	Lesson 3 – Building practical outline skills - forms. Consolidation of knowledge. Development of pencil outline skills, combining basic form to create observations of items. Basic perspective.				
9/10/2023	Lesson 4 - Tonal pencil pressure control. Blocked tonal bar. Introduction to tonal pencil pressure to create a tonal bar. Exploring light and shadow on the surface of basic forms. Understanding how we can 'trick' the eye to give the illusion of three-dimensional qualities in our drawings. Practical experiments with light and shadow.				
16/10/2023	Lesson 5 - Tonal application to basic forms (light and shadow). Introduction to creating three-dimensional depth using tonal pencil. Use of background tone, table shadow and tonal range to suggest light and shadow areas. Learning checkpoint.				
23/10/2023	Lesson 6 - Development of tonal shading skills. Directional shading. Use of directional shading to enhance solidity of drawings and take the eye 'around' the forms. Consolidation of outline, pencil pressure and tonal variation skills to create direct observational drawings of basic forms from life. Recording how light hits the surface of the object in front of you.				
October Half Term					
06/11/2023	Lesson 7– Observational drawings - Coiled paper tonal and directional shading. Light and shadow on smooth curved surfaces. Working from modelled example to create a secondary observation. Making coiled paper forms, refining observational drawing skills by drawing directly from the coils,	AR1			

Ormiston Meridian Academy is committed to safeguarding and promoting the welfare of children and young people and expects all staff and volunteers to share this commitment.




Sandon Road, Meir, Stoke-on-Trent, ST3 7DF Telephone: 01782 377100 Fax: 01782 377101

Email: info@omera.co.uk Website: www.ormistonmeridianacademy.co.uk

Principal: Mrs C Stanyer

	including table shadow and directional shading. Creating a series of observations viewed from different angles. DDI opportunities given to review individual knowledge and levels of practical control.	
13/11/2023	Lesson 8 - Observational drawing - zigzags. Accurate outlines. Light and shadow on flat, straight sided surfaces. Working from modelled example to create a secondary observation. Making folded zig-zag paper forms, refining observational drawing skills by drawing directly from the zig-zags, including table shadow and directional shading. Creating a series of observations viewed from different angles	AR1
20/11/2023	Lesson 9 - Observational drawing - zigzags. Developing tonal control. Refinement of tonal pencil and observational drawing skills. White pencil on black paper to record light rather than shadow areas.	Students marked on 10 'I can' statements linking to practical, theory and independent learning for shape, form, line and tone throughout the term.
27/11/2023	Lesson 10 - Consolidation of learning – Shape, form and tone. Learning checkpoint. Recall of the properties of shapes and forms and practical tonal control in dry media.	
4/12/2023	Lesson 11- Exploration of tonal painting techniques using wet media. Introduction to grey-scale, brush control and mixing skills. Application of practical painting techniques.	
11/12/2023	Lesson 12 - Exploration of mark-making wet tonal media. Development of practical painting techniques. Recall on light and shadow, knowledge of the properties of forms and controlled brush skills to apply tonal media to the basic forms creating the illusion of solidity. Refinement of skills.	
18/12/2023	Lesson 13 – Recall and application of mark-making using a range of tonal media. Development of practical observational techniques. Recall on light and shadow, knowledge of the properties of forms and shapes. Refinement of skills.	
Christmas Break		
08/01/2024	<b>Topic - Colour</b> Lesson 1 - Introduction to colour theory. The colour wheel layout and relationships between colours. Application of primary colours and their placement on the wheel	Students marked on 10 'I can' statements linking to practical, theory and independent learning for colour theory and practical application throughout the term.
15/01/2024	Lesson 2 - The colour wheel. Properties of primary and secondary colours. Development of practical control when applying pencil crayon layering skills. An exploration of ratio to create secondary colours and their correct placement on the wheel.	
22/01/2024	Lesson 3 – Tertiary colours and opposites on the wheel. Further development of coloured pencil layering and blending skills to create a range of tertiary colours positioning them correctly on the wheel	AR2

Ormiston Meridian Academy is committed to safeguarding and promoting the welfare of children and young people and expects all staff and volunteers to share this commitment.



Sandon Road, Meir, Stoke-on-Trent, ST3 7DF Telephone: 01782 377100 Fax: 01782 377101

Email: info@omera.co.uk Website: www.ormistonmeridianacademy.co.uk

Principal: Mrs C Stanyer

29/01/2024	Lesson 4 – The colour bar and mixing brown. Practical application of layering and blending skills. Development of colour theory knowledge	AR2
5/02/2024	Lesson 5 - Hot and cold colour blending and mixing - developing practical skills. Application of colour mixing skills to match an example. Fading and directional shading techniques.	
February Half Term		
19/02/2024	Lesson 6 - Hot and cold colour blending and mixing - developing practical skills. Application of colour mixing skills to match an example. Fading and directional shading techniques.	
26/02/2024	Lesson 7 – Painting tints and tones to achieve three dimensional effects-developing practical painting and mixing skills.	
4/03/2024	Lesson 8 – DDI - Colour theory and application. Consolidation of learning-recall of tonal pencil skills, colour theory knowledge and practical colour layering and blending skills.	
11/03/2024	Lesson 9 - Wassily Kandinsky - Analysis of artists work. Introduction to the artist and his work. Discovery stations.	
18/03/2024	Lesson 10 - Wassily Kandinsky - Analysis of artists work.	
Easter		
8/04/2024	Lesson 11 - learning checkpoint task. Review of colour theory knowledge and practical application of media skills.	
15/04/24	Lesson 12 - Wassily Kandinsky – An introduction to grid transfer skills. Application of colour theory and shapes and forms knowledge, pencil line control and practical blending skills.	
22/04/2024	Lesson 13 - Wassily Kandinsky –Refinement of grid transfer skills. Application of colour theory and shapes and forms knowledge, pencil line control and practical blending skills.	
29/04/2024	Lesson 13 - Wassily Kandinsky –Refinement of grid transfer skills. Application of colour theory and shapes and forms knowledge, pencil line control and practical blending skills.	


Ormiston Meridian Academy is committed to safeguarding and promoting the welfare of children and young people and expects all staff and volunteers to share this commitment.



Sponsored by








Sandon Road, Meir, Stoke-on-Trent, ST3 7DF Telephone: 01782 377100 Fax: 01782 377101

Email: info@omera.co.uk Website: www.ormistonmeridianacademy.co.uk

Principal: Mrs C Stanyer

6/05/24	<b>Topic - Artist Study</b> Lesson 1 - Artist Study - Hundertwasser. Introduction to the artist and his work. Discovery stations. Investigation into the life and work of the architect, painter, graphic designer and ecologist Hundertwasser. Development of critical awareness of artists and sources analysis skills. How art can influence the way that people live.	
13/05/24	Lesson 2 - Review and consolidation of knowledge. Learning check on comprehension. Broadening understanding of the role of artists and architects. How can the choices that we make impact on our environment?	Students marked on 10 'I can' Statements linking to practical, theory and independent learning for Artist study throughout the term
20/05/24	Lesson 3 - Identifying key features in an artist's work. Paintings are analysed and key features are identified followed by a practical recording in an artist's style.	
May Half Term		
3/06/2024	Lesson 4 - Grid transfer skills. Key features of Hundertwasser's work. Development of secondary observational drawing skills. Using a grid system to plot an image. Pencil pressure outline skills.	
10/06/2024	Lesson 5 - Exploring wax resist techniques. Key features of an artist's work. Experimenting with mixed media to create a practical response to Hundertwasser's environmental posters.	
17/06/204	Lesson 6 – Recall and retrieval on the knowledge of Hundertwasser and Kandinsky's work. Comparison of Hundertwasser and Kandinsky's work. Introduction to features found on an artist's study page.	KS3 END OF YEAR ASSESSMENTS
24/06/2024	Lesson 7 - Hundertwasser study page. Exploring composition. Plotting out background, key features and heading for the Hundertwasser study page. Recall pencil control, scale and proportions.	KS3 END OF YEAR ASSESSMENTS
1/07/2024	Lesson 8 - Hundertwasser study page/fact file. Application of colour theory knowledge to create wax and wash resist effects.	KS3 END OF YEAR ASSESSMENTS
8/07/2024	Lesson 9 - Hunderwasser study page. Incorporation images to the composition of the study page. Developing rendering to show detail.	
15/07/2024	Lesson 10 -. Adding context and a personal response to the study page. Incorporate annotations, quotes and key words to show an understanding of Hundertwasser and his work.	
22/07/20234	Lesson 11 -. Adding context and a personal response to the study page. Incorporate annotations, quotes and key words to show an understanding of Hundertwasser and his work.	

Ormiston Meridian Academy is committed to safeguarding and promoting the welfare of children and young people and expects all staff and volunteers to share this commitment.



Ormiston  
**Meridian** Academy



Sandon Road, Meir, Stoke-on-Trent, ST3 7DF **Telephone:** 01782 377100 **Fax:** 01782 377101

**Email:** [info@omera.co.uk](mailto:info@omera.co.uk) **Website:** [www.ormistonmeridianacademy.co.uk](http://www.ormistonmeridianacademy.co.uk)

**Principal:** Mrs C Stanyer

*Ormiston Meridian Academy is committed to safeguarding and promoting the welfare of children and young people and expects all staff and volunteers to share this commitment.*



Sponsored by

