

School Synergy is a solution to help manage communication between home and school. With School Synergy, school news and information specific to your child is shared in real time.

School to Parent Communication

School may send an email and/or text about a variety of topics such as:

- Behaviour concerns and achievements
- Attendance queries
- School news and events or important announcements
- Individual teacher communication
- Reports, Progress and Assessment Information

These messages will often include a secure link where you can view a detailed message. Your school will share the email address and mobile number(s) being used. A copy of all text messages and emails also appear in the Communication section on the Parent Portal to ensure that you never miss a message.

Parent to School Communication

Sometimes it's difficult to know who to contact within school about a specific request.

With School Synergy you can complete a contact form from the school website or directly within the Parent Portal. This message is received and routed appropriately to the correct person within school and ensures that a response is given.

Parent Portal

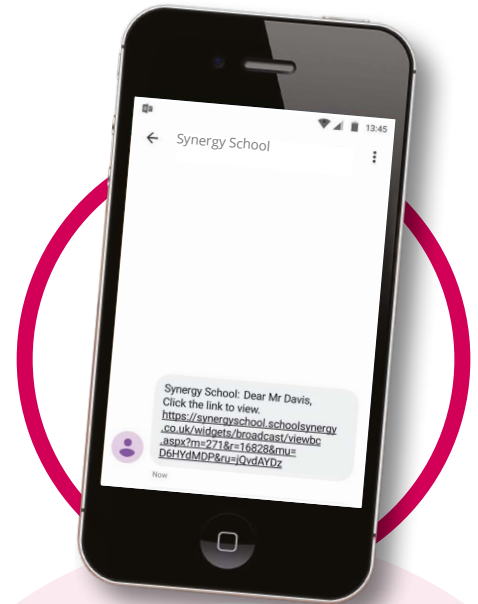
The Parent Portal is a single place where you can view school information for one or more children. With a Parent Portal Code provided by school, you can register and view attendance, behaviour and achievements, parent letters, school calendar, parent communication, homework and more.

Your school will provide details on the features currently available.

Android and Apple iOS apps will be available over the next year.



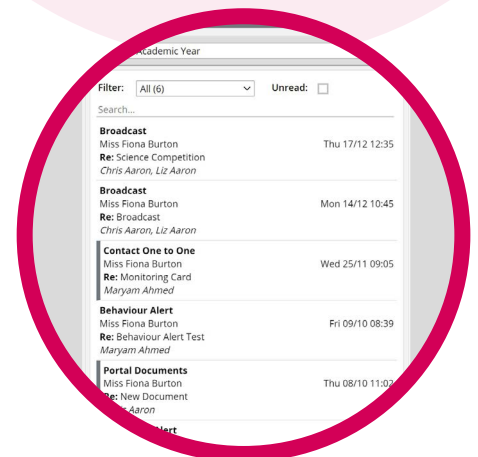
Take a 2 minute tour of the Parent Portal
<https://vimeo.com/506028955/89e980e50f>
or scan this QR code with your phone



A text is received from school



Click through to the message



Messages on the Parent Portal

The Parent Portal

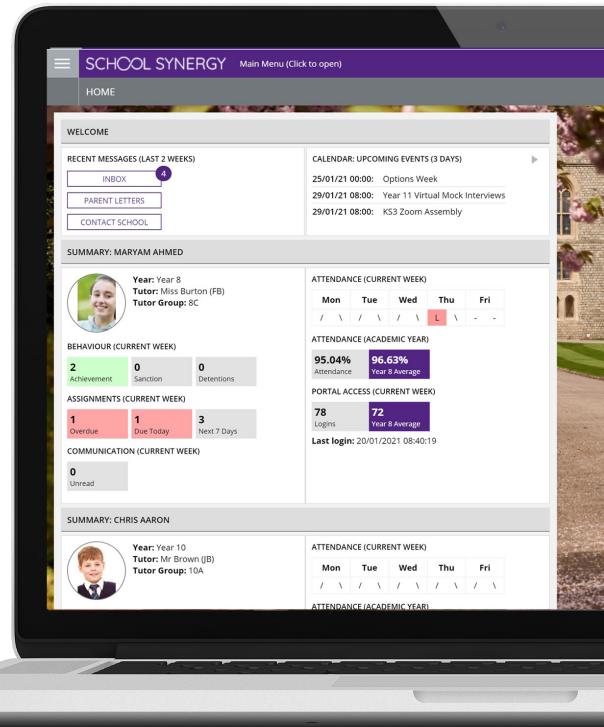
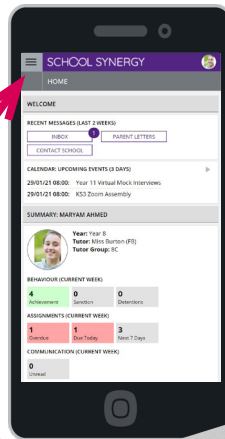
The Parent Portal is your quick one-stop access to school information.

Your one-page dashboard displays your messages, upcoming events and parent letters. Below this is a summary of recent behaviour, punctuality and assignments/homework for each of your children.

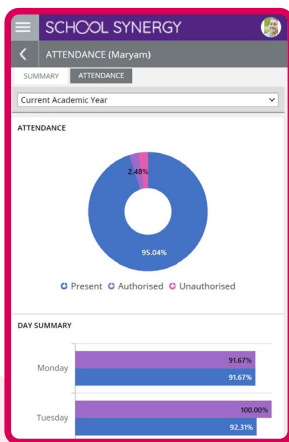
Use the Main Menu to access more detailed information and reports.



Take a 2 minute tour of the Parent Portal
<https://vimeo.com/506028955/89e980e50f>
 or scan this QR code with your phone



What other information can I see in my Parent Portal?



Timetable

View your child's school timetable

School Calendar

Keep up to date with school events

Parent Letters

View electronic versions of school letters

Communication

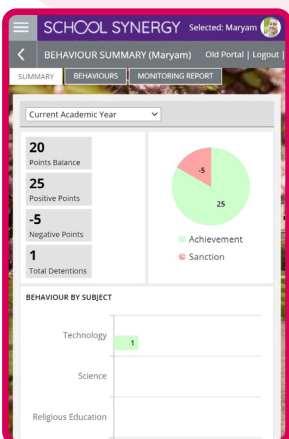
A record of all communication with school – all texts and emails, including replies

Attendance

See your child's recent and historical attendance

Behaviour & Achievements

View information on achievements and success along with areas for improvement



Class Work

View materials and resources shared with students in lessons

Homework & Assignments

Clearly see what is due and when. View details, instructions and files. Check grades of homework submitted

Parents' Evening

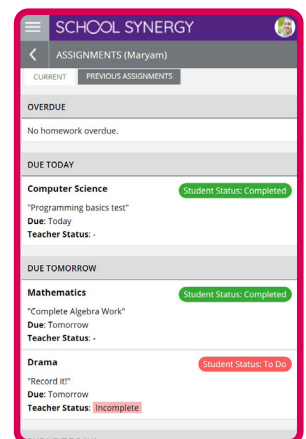
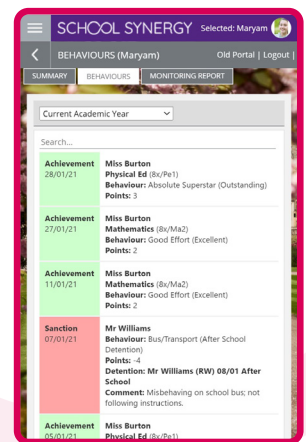
Book appointments for parents' evenings and other school events

Documents

View and download documents such as progress reports or results

Assessment

Achievements recorded in school are shared so you know how your child is progressing



Parent Portal – How to Register

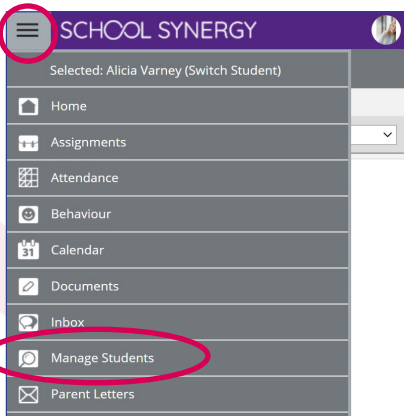
Student Codes are unique to you and your child and cannot be shared. Each parent or carer must have their own registration letter given by school. Contact school if you have not been issued with a code or would like a family member to have access.

Example registration code from school

Parent/Carer:	Mrs M Amoso
Student:	Rosanna Amoso
Form:	10F
Student Code:	5377D-50-B8CB9-22

Register a New Parent Account

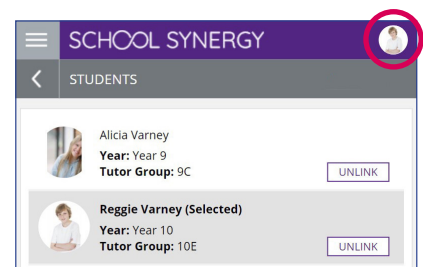
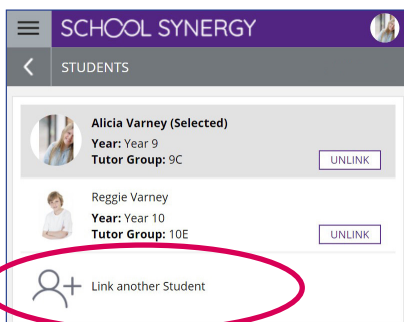
- 1 School will have sent you a letter with a unique student registration code for each child.
- 2 Follow the School Synergy link from the school website or copy from the school letter.
- 3 Click 'Register Parent Account'.
- 4 Fill in your details and student code. Click 'Register'.
- 5 Click the activation and verification link sent to your email. Check your spam folder if not received within a few minutes.



Adding More Children to your Account

If you have more than one child at school, they can be added to your Parent Portal. You do not need to register again.

- 1 Log into the Portal, open the side menu and click 'Manage Students'.
- 2 Click 'Link another Student'.
- 3 Use the student code from your school registration letter and their date of birth.
- 4 The photo at the top of the Portal indicates the currently selected child.



Click the photo to select a different child and view their information.