

Subject Product Design

Year 8

**Curriculum Map
2017 -2018**


Week Commencing	Topic (including links to additional resources)	Assessment Window
9/10/17	Starting to make. Marking out, discuss the construction of plywood.	
16/10/17	Practical. Use tools and equipment correctly to ensure you are meeting your target level.	
October Half Term		
30/10/17	Practical. Use tools and equipment correctly to ensure you are meeting your target level.	
6/11/17	Practical. Use tools and equipment correctly to ensure you are meeting your target level.	
13/11/17	Evaluation. What are the strengths and weaknesses of your work? Does it meet the original design criteria?	
20/11/17	Design criteria. Who are you making the product for? Explain why different customers need different products.	
27/11/17	Customer profile. Who are you making the product for? Explain why different customers need different products.	
4/12/17	Design ideas sheet. Can you now draw it in 3D?	
11/12/17	Final design idea with measurements. Why do we need a final drawing of our work? How much depth and explanation is in your work? Be aware of how to get up the assessment criteria ladder	
Christmas Break		

Ormiston Meridian Academy is committed to safeguarding and promoting the welfare of children and young people and expects all staff and volunteers to share this commitment.



Sponsored by






1/1/18	Starting to make. Marking out, discuss the construction of plywood.	
8/1/18	Practical. Use tools and equipment correctly to ensure you are meeting your target level.	
15/1/18	Practical. Use tools and equipment correctly to ensure you are meeting your target level.	
22/1/18	Practical. Use tools and equipment correctly to ensure you are meeting your target level.	AR2
29/1/18	Practical. Use tools and equipment correctly to ensure you are meeting your target level.	AR2
5/2/18	Evaluation. What are the strengths and weaknesses of your work? Does it meet the original design criteria?	
12/2/18	Design criteria. Who are you making the product for? Explain why different customers need different products.	
February Half Term		
26/2/18	Customer profile. Who are you making the product for? Explain why different customers need different products	
5/3/18	Design ideas sheet. Can you now draw it in 3D?	
12/3/18	Final design idea with measurements. Why do we need a final drawing of our work? How much depth and explanation is in your work? Be aware of how to get up the assessment criteria ladder	
19/3/18	Starting to make. Marking out, discuss the construction of plywood.	
26/3/18	Practical. Use tools and equipment correctly to ensure you are meeting your target level.	

Ormiston Meridian Academy is committed to safeguarding and promoting the welfare of children and young people and expects all staff and volunteers to share this commitment.






Easter		
16/4/18	Practical. Use tools and equipment correctly to ensure you are meeting your target level.	AR3
23/4/18	Practical. Use tools and equipment correctly to ensure you are meeting your target level.	AR3
30/4/18	Practical. Use tools and equipment correctly to ensure you are meeting your target level.	
7/5/18	Evaluation. What are the strengths and weaknesses of your work ? Does it meet the original design criteria?	
14/5/18	Design criteria. Who are you making the product for? Explain why different customers need different products.	
21/5/18	Customer profile. Who are you making the product for? Explain why different customers need different products	
May Half Term		
4/6/18	Design ideas sheet. Can you now draw it in 3D?	
11/6/18	Final design idea with measurements. Why do we need a final drawing of our work? How much depth and explanation is in your work? Be aware of how to get up the assessment criteria ladder	
18/6/18	Starting to make. Marking out, discuss the construction of plywood.	
25/6/18	Practical. Use tools and equipment correctly to ensure you are meeting your target level.	AR4
2/7/18	Practical. Use tools and equipment correctly to ensure you are meeting your target level.	AR4

Ormiston Meridian Academy is committed to safeguarding and promoting the welfare of children and young people and expects all staff and volunteers to share this commitment.





Sandon Road, Meir, Stoke-on-Trent, ST3 7DF Telephone: 01782 377100 Fax: 01782 377101

Email: info@omera.co.uk Website: www.ormistonmeridianacademy.co.uk

Principal: Mr. G. Jones

9/7/18	Practical. Use tools and equipment correctly to ensure you are meeting your target level.	
16/7/18	Evaluation. What is good and bad about your work? Does it meet the original design criteria?	

Ormiston Meridian Academy is committed to safeguarding and promoting the welfare of children and young people and expects all staff and volunteers to share this commitment.



Sponsored by

